

Environment/Climate Action/Emergency Services/Rural Broadband



Environment/Climate Action/Emergency Services/Rural Broadband

MANAGEMENT REPORT OF THE CHIEF EXECUTIVE TO: NORTHERN COMMITTEE – FEBRUARY 2025.

<i>Environmental Enquiries & Incident Reports. How to contact us:</i>		
Subject	Email	Phone
Civic Amenity Sites & Recycling	recycling@corkcoco.ie	(021) 4285518
Waste & Litter complaints	antilitterunit@corkcoco.ie	(021) 4285518
Other Waste Enquiries	antilitterunit@corkcoco.ie	(021) 4532700
Water, Air, Noise, Agric, other...	environ@corkcoco.ie	(021) 4532700
Veterinary/Animal Welfare	vets@corkcoco.ie	(021)4285405
Access to Information on the Environment (AIE)	aie.requests@corkcoco.ie	(021) 4532700
You can also make a range of environmental enquiries and reports via YourCouncil.ie		

SEAMUS DE FAOITE
DIRECTOR OF SERVICE
DATE: FEBRUARY 2025

Environment/Climate Action/Emergency Services/Rural Broadband

PART 1 NEWS & UPDATES	4
1.1 CLIMATE ACTION	4
1.1.1 CLIMATE ACTION PLAN – KEY PERFORMANCE INDICATORS	4
1.1.2 COMMUNITY CLIMATE ACTION PROGRAMME (CCAP) STRAND 1, (SUPPLEMENTARY CALL 1, PART B)	5
1.2 COMMUNITY ENVIRONMENTAL AWARENESS PROGRAMMES	6
1.2.1 CIRCULAR ECONOMY FUND 2025	6
1.2.2 GREENING FESTIVALS IN CORK COUNTY	8
1.2.3 ENVIRONMENT DEPARTMENT NEWSLETTER	9
1.3 NATIONAL BROADBAND PLAN (NBP)	10
1.3.1 DIGITAL CONNECTIVITY STRATEGY UPDATE	10
1.3.2 NATIONAL BROADBAND IRELAND (NBI) - CORK COUNTY PROGRESS	12
1.3.3 BROADBAND CONNECTION POINTS (BCPs)	15
1.3.4 STEM & STEAM PROJECTS AT BCPs	17
1.3.5 MORE ON COMMERCIAL OPERATOR ACTIVITY	18
<u>2 PART. 2 WORK PROGRAMME REPORTS FOR Q4 2024</u>	<u>19</u>
2.1 FIRE AND BUILDING CONTROL	19
2.1.1 FIRE OPERATIONS FOR Q4.	19
2.2 WATER	23
2.2.1 AGRICULTURAL INSPECTION PROGRAM	23
2.2.2 NATIONAL AGRICULTURAL INSPECTION PROGRAMME (NAIP) INSPECTIONS	23
2.2.3 PLANNED V ACTUAL INSPECTIONS	24
2.2.4 SEPTIC TANKS INSPECTION PROGRAMME 2024	26
2.2.5 UPDATE ON SEPTIC TANK INSPECTION PROGRAM 2013 – 2023	28
2.2.6 UPDATE ON TRACKING OF COMPLIANCE WITH ADVISORY NOTICES 2013 – 2023	29
2.2.7 DWWTS GRANT PAYMENTS BY CORK COUNTY COUNCIL (TO 31/12/2024)	30
2.2.8 PUBLIC DRINKING WATER	30
2.2.9 PRIVATE DRINKING WATER COMPLIANCE MONITORING	31
2.2.10 BATHING WATER COMPLIANCE PROGRAMME 2024	31

Environment/Climate Action/Emergency Services/Rural Broadband

2.2.11 BATHING WATER QUALITY STATUS FOR IDENTIFIED & BLUE FLAG BEACHES	32
2.2.12 BATHING WATER QUALITY STATUS FOR GREEN COAST AWARDS & CANDIDATE BEACHES	33
2.2.13 TRADE WASTEWATER DISCHARGE LICENSE INSPECTION PROGRAM – S4 DISCHARGES TO WATER	35
2.3 AIR & NOISE	36
2.3.1 NUMBERS OF LICENCES UNDER AIR POLLUTION ACTS AND RELATED REGULATIONS	36
2.3.2 INSPECTIONS UNDER AIR POLLUTION ACTS AND RELATED REGULATIONS	38
2.3.3 COAL REGULATIONS –LOW SMOKE ZONE INSPECTION PROGRAM	39
2.3.4 COAL REGULATIONS –MOBILE/MULTI-AGENCY CHECKPOINTS	39
2.4 WASTE	40
2.4.1 INSPECTIONS 1 ST OCTOBER 31 ST - DECEMBER 2024	40
2.4.2 CIVIC AMENITY SITES 1 ST JANUARY – 31 ST DECEMBER 2024	41
2.4.3 BRING SITES 1 ST JANUARY -30 TH SEPTEMBER	44
2.4.4 DECISIONS MADE WASTE FACILITY PERMIT & WASTE CERT OF REGISTRATION APPLICATIONS 1ST JANUARY TO DECEMBER 31ST	44
2.4.4 LITTER FINES - ENVIRONMENT DIRECTORATE LITTER WARDENS & M.D. WARDENS	45
2.4.5 LITTER FINES BY CATEGORY - ENVIRONMENT DIRECTORATE LITTER WARDENS	46
2.4.6 ANTI LITTER UNIT & OTHER ENVIRONMENTAL COMPLAINTS BY TYPE	46
2.4.7 ANTI LITTER UNIT & OTHER ENVIRONMENTAL COMPLAINTS BY MDC	47
2.4.8 TOTAL PROSECUTIONS (UNDER WMA 1997)	48
2.5 VETERINARY & FOOD SAFETY	48
2.5.1 NUMBER OF DOG LICENCES ISSUED	48
2.5.2 NUMBER OF LIFETIME DOG LICENSES PURCHASED OVER PAST 10 YEARS	49
2.5.3 NO. OF DOG FINES ISSUED	49
2.5.4 NO. OF REGISTERED DOG BREEDING ESTABLISHMENTS	49
2.5.5 APPROVED/REGISTERED FOOD PREMISES	50
2.5.6 CONTROL OF HORSES	50

Environment/Climate Action/Emergency Services/Rural Broadband

Part 1 News & Updates

1.1 Climate Action

1.1.1 Climate Action Plan – Key Performance Indicators

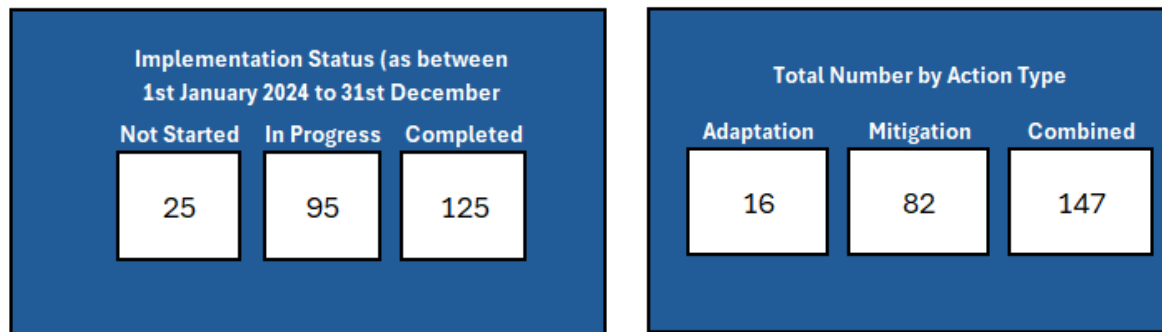
The Climate Action KPI working group was convened to track, measure and report on progress in delivering effective climate action at both local authority and sectoral levels and has published two annual Climate Action KPI Report with the latest linked [here](#).

The collection of 2024 Climate Action KPI data by the LGMA took place from January 15th to January 31st, 2025. The Climate Action Support Unit co-ordinated Cork County Council's data collection response for 2024, which was based on the following climate action KPI themes:

1. Climate Action Staff
2. Climate Action Teams
3. Climate Action Plans
4. Severe Weather Responses

Cork County Council Climate Action Plan 2024 – 2029 which was adopted by full council in February 2024 includes a framework of **245 actions** across the following 8 different themes: Governance, Council's own emissions, Citizen engagement & community Leadership, Biodiversity, natural environment, heritage, and land use, Economy, Transportation, Built Environment and Solid Waste.

Cork County Council Climate Action Plan 2024 – 2029



Overview of Climate Action KPI Return for 2024 (*Total Number of Climate Actions = 245)

(02_2025_N)

Environment/Climate Action/Emergency Services/Rural Broadband

1.1.2 Community Climate Action Programme (CCAP) Strand 1, (Supplementary Call 1, Part B)

Cork County Council received an allocation of €1,241,000.00 from the Department of Environment Climate & Communications (DECC) to administer Call 1 of the Community Climate Action Programme (CCAP), which opened for applications in December 2023. A portfolio of thirty-one (31) projects totalling **€1,000,265.28** was approved following this call, with twenty-nine (29) of these projects commencing on **15th August 2024**. One (1) further project commenced on **11th December 2024**, while one (1) final project commenced on **30th January 2025**. Cork County Council will be submitting the first technical progress report and financial drawdown to DECC in Q1 2025.



Community Climate Action Programme, Strand 1 - Supplementary Call 1, Part B

Cork County Council received approval from DECC to run a supplementary call for applications (**Call 1, Part B**), with a total budget of **€240,734.72** (the surplus from CCC’s initial allocation). Applications opened on the **11th December 2024** for a period of six (6) weeks, and closed on the **22nd January 2025**.

Cork County Council received sixteen (16) applications under Call 1 Part B of the CCAP, requesting a total of **€423,483.40**, which is significantly above the allocation for Call 1 Part B (**€240,734.72**). Cork County Council have commenced formally evaluating these projects, and a recommendation of proposed projects will be submitted to DECC by 26th February 2025. Contracts will be put in place with successful projects in April 2025, and successful projects will have a reduced timescale of ten (10) months to deliver their project.

Further details regarding the Community Climate Action Programme (CCAP) are available at www.corkcoco.ie

Project Size	Total CCC	Total Funding Requested
Small (<€20,000):	8	€123,304.93
Medium (€20,000-€50,000):	6	€151,134.97
Large (€51,000-€100,000):	2	€149,043.50
TOTAL:	16	€423,483.40

(2_2025_N)

Environment/Climate Action/Emergency Services/Rural Broadband

1.2 Community Environmental Awareness Programmes

1.2.1 Circular Economy Fund 2025

Cork County Council's Environmental Awareness Office have just launched the **2025 Circular Economy Fund** with the aim of empowering local action to drive a more circular economy.

The fund aims to support communities to move away from the traditional linear 'take-make-use-dispose' model towards more circular living where resources are reused or recycled as much as possible, and the generation of waste is minimised.

The theme once again focuses on the reduction of single-use plastics, inviting **schools, community groups, sports clubs, and festivals** to submit proposals aimed at minimising single use plastics throughout their activities. With an increasing demand from the public to reduce single use plastics and a desire from communities to act, this fund will this year support reusable cup schemes, reusable container schemes, installation of permanent water refill stations, provision of temporary water stations at events etc.

The fund builds on the successful engagement between Cork County Council and communities in recent years which has seen 40+ water refill stations installed in schools and community buildings across Cork County as well as mobile hydration stations piloted at events.

Applications for the Circular Economy Fund are now open at https://www.yourcouncil.ie/en/service/Circular_Economy_Fund and the deadline for applications is **Friday 21st February 2025 at 5pm**. Additional details can be found [here](#).

Questions on the fund should be emailed to cefund@corkcoco.ie.



Cllr. Ian Doyle, Deputising for the Mayor of the County of Cork, launching Cork County Council's 2025 Circular Economy Fund with members of Milford Community Centre alongside their project from the 2024 fund. Picture: Clare Keogh

Environment/Climate Action/Emergency Services/Rural Broadband



Cllr Ian Doyle, Deputising for the Mayor of the County of Cork, launching Cork County Council's 2025 Circular Economy Fund with children from Milford GAA, alongside their project from the 2024 fund. Picture: Clare Keogh



Cllr Ian Doyle, Deputising for the Mayor of the County of Cork, launching Cork County Council's 2025 Circular Economy Fund with students and members of their Green Committee from Mary's Secondary School Charleville, alongside their project from the 2024 Circular Economy Fund. Picture: Clare Keogh

(02_2025_N)

Environment/Climate Action/Emergency Services/Rural Broadband

1.2.2 Greening Festivals in Cork County

While summer may seem like a distant memory now, the Environmental Awareness Team have recently published a video case study showing variety of sustainability initiatives it supported as partners of the Ballymaloe Food Festival in May last. The purpose of the video is to inspire other festivals to do the same! You can view the video [here](#).

The Council has for many years been assisting festivals and events to improve their sustainability. The [Green Festival Toolkit](#), available on the Council website, provides festival organisers with a range of resources to support them in taking action to reduce the impact of their festivals. This year we were delighted to partner with the team at Ballymaloe to pilot a reusable cup system and waste segregation stations at their inaugural Ballymaloe Festival of Food in May 2024. The event saw over 4,000 single use plastics cups avoided and high levels of segregation of recyclable and compostable materials, using the national My Waste signage. Another initiative at the event was the use of the MyGug Biodigester, which turned food waste from the festival into biogas which powered the hobs at the cooking demonstrations., A great example of the circular economy in action.

[Click here for more information on the Green Festivals supports](#). Festivals seeking support to pilot initiatives should email eao@corkcoco.ie



Ballymaloe Festival of Food avoided using over 4,000 single use plastic cups by piloting a reusable cup initiative.

(12_2024_S)

1.2.3 Environment Department Newsletter

The latest Newsletter from the Environment Department was published in mid-December. It features many sustainability initiatives available to schools, clubs and communities and is available to read here <https://lnks.gd/2/2z2TJ88>.

Keep u to date on all environmental related news from the Environment Department by subscribing to our newsletter here [Cork County Council \(govdelivery.com\)](http://Cork County Council (govdelivery.com))



(01_2025_W)

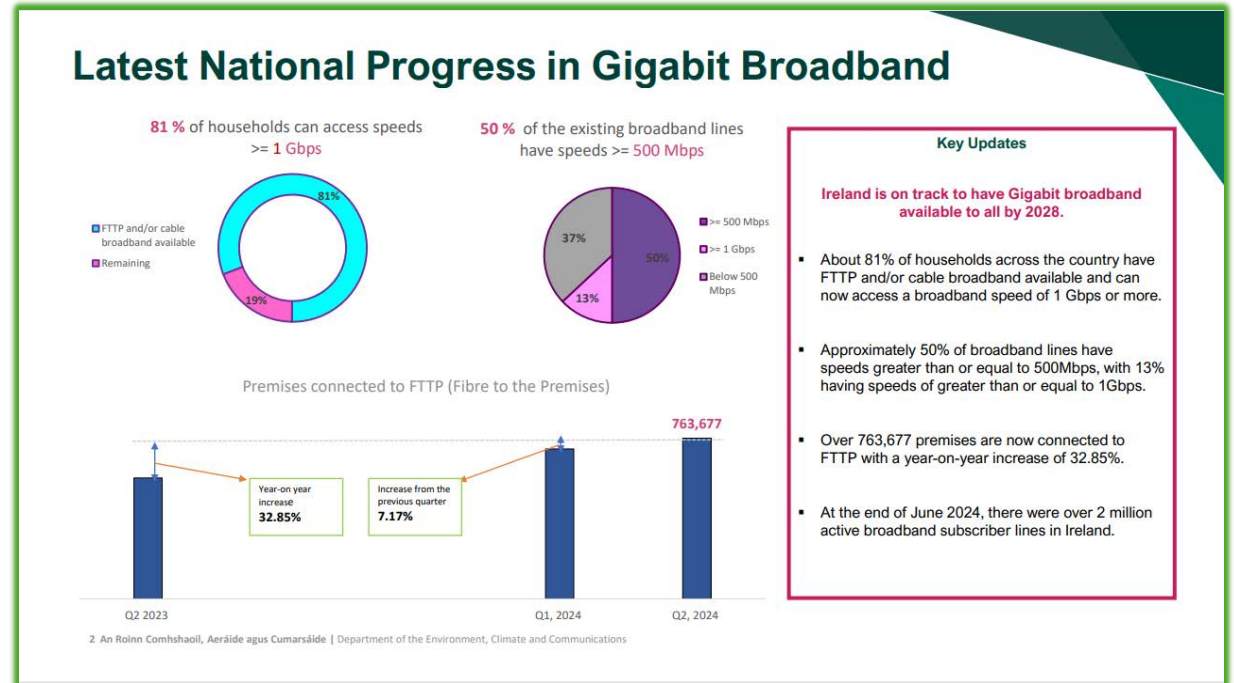
1.3 National Broadband Plan (NBP)

1.3.1 Digital Connectivity Strategy Update

In October DECC released their latest Digital Connectivity Strategy update on Ireland's progress towards the digital targets for 2030 prescribed in [EU's Digital Decade policy](#).

The EU have set targets to be achieved under several pillars. The update report contains the following slide summarising Ireland's progress towards the following specified targets,

- All Irish households and businesses will be covered by a Gigabit network no later than 2028.
- All populated areas covered by 5G by no later than 2030.



Environment/Climate Action/Emergency Services/Rural Broadband

The other key elements of the Digital Connectivity Strategy Update report are described below:

- Commercial Rollout
 - **Fibre Rollout - national**
 - **Eir** is in the process of building a FTTP (Fibre To The Premises) network to 1.9 million premises, with over 1.3 million premises passed to date.
 - **SIRO** recently passed over 625,000 premises with full fibre, and they are on track to reach 700,000 premises by 2026.
 - **Virgin Media** Ireland is committed to a €200m network upgrade to full fibre, which is continuing to 2025 and will support speeds up to 10Gbps. They have recently reached a milestone of enabling 281,000 premises with full fibre.
 - **Commercial Deployment of 5G - national**
 - **Eir's** 5G network rollout continues to expand, offering coverage to over 70% of the population and encompassing more than 600 cities, towns and villages.
 - **Vodafone's** 5G network is currently live in selected areas across 26 counties in Ireland.
 - **Three Ireland's** 5G network has 90% population coverage and 5G in every county.
 - In Q2 2024, there were 1,708,294 5G mobile subscriptions.
 - **Broadband in Non Intervention Areas where High Speed Broadband is not Available**
 - In the Digital Connectivity Strategy update DECC continue to advise that any consumer in a Blue area who is experiencing difficulties in obtaining high speed broadband should contact their broadband service provider to investigate the issue and to determine the reason why high speed broadband speeds are not available and why such a service cannot be provided. Where a satisfactory response is not received the Department will also address any queries received. It should be noted that high speed broadband continues to be defined as broadband speeds greater than 30Mbps download and 6Mbps upload.
 - It is the Government's intention that all premises will have access to high speed broadband and inclusion of premises in the National Broadband Contract remains a fall-back position for high speed broadband provision where no alternative provider can be identified.
- **National Broadband Ireland Progress – National** (see 1.6.2 for Cork County Council progress)
 - Non-commercial areas
 - The State-led subsidised intervention is being delivered by NBI following the Contract award in 2019. NBI are contracted to roll out a high-speed and future-proofed broadband network across all non-commercial areas in every county and this will cover circa 1.1 million people living and working in over 560,000 premises.

Environment/Climate Action/Emergency Services/Rural Broadband

This includes almost 100,000 businesses and farms along with some 283 Broadband Connection Points and 672 schools.

- The process of delivering fibre to all homes in the Intervention Area is progressing with momentum. While NBI was committed to delivering a cumulative target of 185,000 premises by the end of 2023 under the revised Contract targets, NBI passed over 205,600 premises up to the end of December 2023.
- NBI are now making up for delays encountered due to Covid restrictions and they will continue to seek to accelerate the rollout where possible. **The end of 2024 target has been met with over 300,000 passed which is over half of the premises in the Intervention Area.**
- To date over 104,517 full fibre connections have been made by NBI across all counties and demand remains very strong where fibre is available.
- National Broadband Contract Key Achievements:
 - 328,622 premises can now order or pre-order a broadband connection.
 - 310,676 premises have now been passed, with over 10,400 premises being passed this month across all counties.
 - NBI are connecting on average 4,200 homes each month.
 - All primary schools (SCPs) and Broadband Connection Points (BCPs) have been installed with high-speed broadband

1.3.2 National Broadband Ireland (NBI) - Cork County Progress

NBI rely on their parent website at <https://nbi.ie/> to provide information on the National Broadband Contract. Websites <https://nbi.ie/where-are-we-working/> and <https://nbi.ie/nbp-project-progress/> provides greater detail on the roll-out progress to premises across the Intervention Areas.

NBI continue to operate a dedicated e-mail service at reps@nbi.ie for Elected Representative queries and news items are published at <https://nbi.ie/news/updates/>. NBI advise of issuing news items direct to relevant Elected Representatives.

Network build is substantially complete in Bere Island, Carrigaline, Fermoy, Hare Island, Kanturk, Long Island, Midleton, Rathmore, Tallow, Templemartin and Youghal DA's.

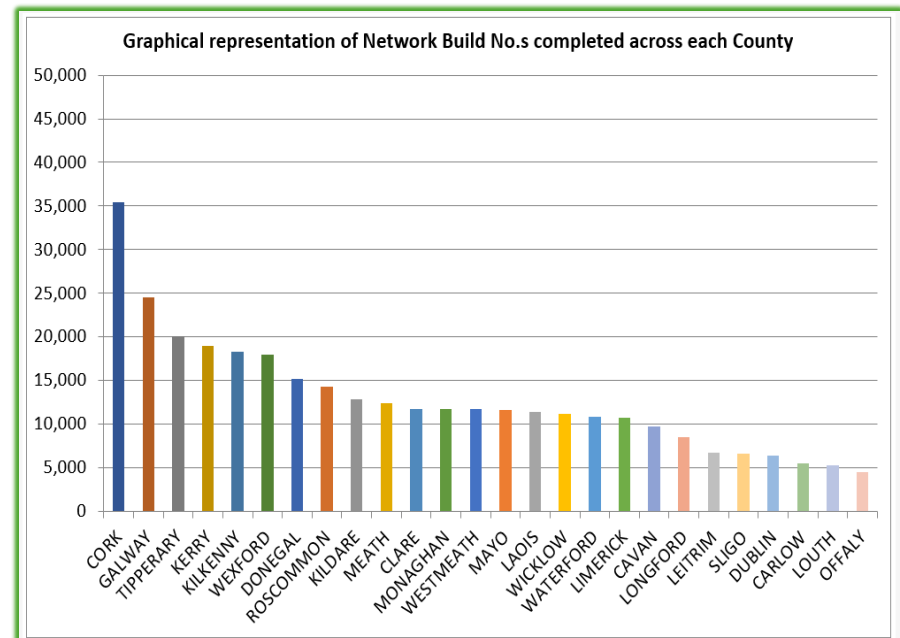
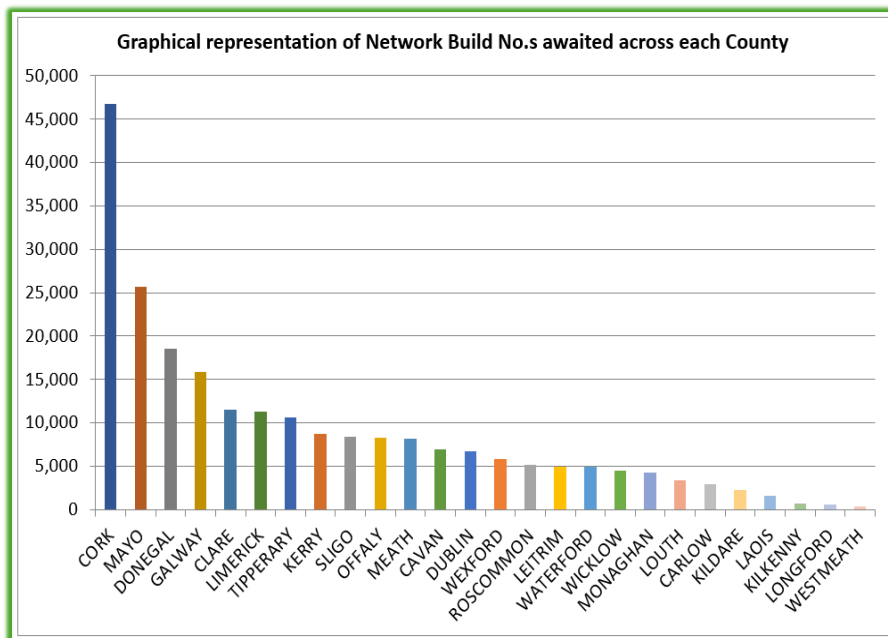
Environment/Climate Action/Emergency Services/Rural Broadband

Deployment in the Abbeyfeale, Clonakilty, Eyeries, Killavullen, Kinsale, Meelin, Mitchelstown, Schull and Skibbereen DA's is ongoing. Survey works are complete in the Ballingeary, Bantry, Cape Clear/Sherkin Island, Charleville, Dunmanway, Grenagh, Horse Island and Kilcrohane DA's. Survey works are pending at the Carriganimmy DA.

Approx. 77,000 premises across Cork County will ultimately benefit from access to high-speed broadband constructed under the National Broadband. Broadband connections can now be obtained at approx. 33,000 premises in the intervention area and network build at a further 23,000 premises is ongoing.

An overview of planned NBI broadband roll-out activity across the county can be captured from the <https://nbi.ie/where-are-we-working/> website. Website <https://nbi.ie/where-are-we-working/> can be hovered over to identify status of the individual DA's.

An overview of the present status and the roll-out across the country is summarised in the 2 graphics below. Whilst the greatest number of fibre deployments to premises have been achieved across county Cork, there remains the greatest number of premises in Cork where deployment is awaited.



Environment/Climate Action/Emergency Services/Rural Broadband

The detailed status of deployment across all DA's across Cork County is presented in the table below.

Deployment Area	Status	Anticipated Date for Connection	Number Premises MOVED_INT O_IA	Number Premises @ SURVEY_PENDING	Number Premises @ Survey Planned/Underway	Number Premises @ SURVEY_COMPLETE	Number Premises @ NETWORK_BUILD_IN_PROGRESS	Number Premises @ Available to Order/Pre Order	Number Premises in DA to be passed by NBI
ABBEYFEALE	NETWORK_BUILD	January 2026 - Dec					45		45
BALLINGEARY	SURVEY_COMPLETE	January 2026 - Dec				874			874
BANTRY	SURVEY_COMPLETE	January 2026 - Dec				3925			3,925
Bere Island (CK)	Available to Order	Available to Order				3		247	250
Cape Clear/Sherki	SURVEY_COMPLETE	March 2025 - May				279			279
CARRIGALINE	Available to Order	Available to Order			1			3680	3,681
CARRIGANIMMY	SURVEY_PENDING	January 2026 - Dec	4061						4,061
CHARLEVILLE	SURVEY_COMPLETE	January 2026 - Dec				2227			2,227
CLONAKILTY	NETWORK_BUILD	April 2025 - June 2					4561	1234	5,795
Default OLT	DA_NOT_ASSIGNED		1161	12					1,173
DUNMANWAY	SURVEY_COMPLETE	January 2026 - Dec				4303			4,303
EYERIES	NETWORK_BUILD	July 2025 - Septem					1792	18	1,810
FERMOY	Available to Order	Available to Order					27	3793	3,826
GRENAGH	SURVEY_COMPLETE	January 2026 - Dec				4189			4,189
Hare Island (CK)	Available to Order	Available to Order						60	60
Horse Island (CK)	SURVEY_COMPLETE	July 2026 - Septem				7			7
KANTURK	Available to Order	Available to Order					26	4074	4,100
KILCROHANE	SURVEY_COMPLETE	January 2026 - Dec	1			497			498
KILLAVULLEN	NETWORK_BUILD	January 2026 - Dec					3175		3,175
KINSALE	NETWORK_BUILD	January 2026 - Dec					3555		3,555
Long Island (CK)	Available to Order	Available to Order						27	27
MEE LIN	NETWORK_BUILD	January 2026 - Dec					1992		1,992
MIDDLETON	Available to Order	Available to Order			10		5	8800	8,815
MITCHELSTOWN	NETWORK_BUILD	January 2026 - Dec					1589		1,589
RATHMORE	Available to Order	Available to Order			1		5	2132	2,138
SCHULL	NETWORK_BUILD	January 2026 - Dec					2225		2,225
SKIBBEREEN	NETWORK_BUILD	January 2026 - Dec					3503		3,503
TALLOW	Available to Order	Available to Order						886	886
TEMPLEMARTIN	Available to Order	Available to Order			16		98	5942	6,056
YOUGHAL	Available to Order	Available to Order					3	2231	2,234
Totals			1,162	4,073	28	16,394	22,601	33,124	77,388

Tabular Representation of NBI Deployment across DA's

Environment/Climate Action/Emergency Services/Rural Broadband

1.3.3 Broadband Connection Points (BCPs)

A National Hub Strategy is presently being drafted by Dept. of Rural and Community Development. Broadband Connection Points are being considered as significant pillars in the strategy document as they are considered to have significant value at the level of communities where users might not yet feel ready to engage with the commercial remote working hubs or with the enterprise hub sectors.

In keeping with the importance attaching to BCP in the National Hub Strategy, DRCD advertised tenders for upgrade of hardware equipment at BCP's. A preferred Tenderer is identified and a contract decision notice has been issued to remaining Tenderers. The 14 day "standstill period" associated with the Tender is now ending. A reconfiguration of backhaul routing will then follow at BCP's. It is anticipated that such upgrade works will facilitate enhanced functionality at BCP's while maintaining digital security around the operation of the BCPP's.

DRCD advise of an intention to maintain the BCP infrastructure for a period of approximately 3 years as they see them as important launch pads for various Arts and Science thematic programmes.

The Council continues to support the Broadband Connection Points (BCPs) initiative and is co-funding the monthly broadband retail service costs at BCP's in association with Dept. Rural and Community Development (DRCD. Many of the BCP's availed of Town and Village funding support to purchase furniture and fittings to enhance remote working opportunities.

Centres across the county hosting BCP sites benefited to amounts of €320K following successful applications under the Community Centre Investment Fund grant scheme aimed at upgrading and development of community centre facilities which had become aged and dilapidated over time.

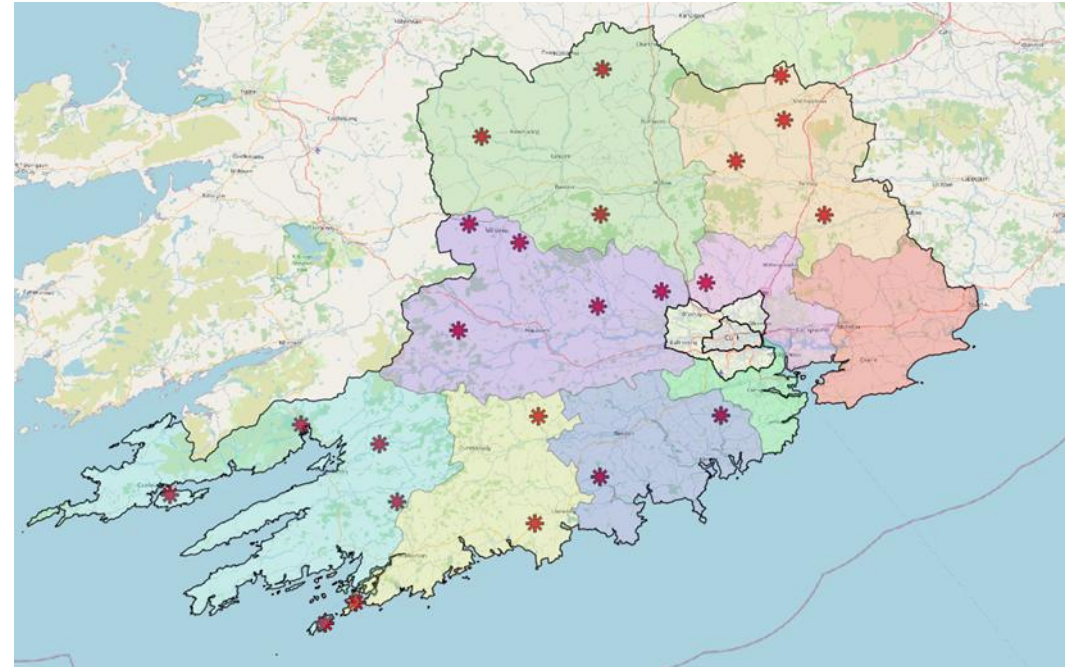
A total of 25 BCP's are now completed across the county and are operational. 23 of these facilities continue to operate as BCP's. Remote working is being accommodated at a number of BCP's.

Environment/Climate Action/Emergency Services/Rural Broadband

Owing to the exit of Inch Community Centre from the BCP initiative, the inclusion of a candidate BCP is being considered at the present.

The current list of BCP's is categorized by MD as set out below:

- Bandon-Kinsale MD
 - Clogagh Community Hall and Riverstick Community Centre
- Cobh MD
 - Whitechurch Community Centre
- Fermoy MD
 - Ballindangan Community Centre, T.O Park Community & Sports Centre, Castleyons Community Centre and The Old Mill, Castletownroche
- Kanturk-Mallow MD
 - Glash School Community Centre, Laharn Heritage Centre and The Old Schoolhouse, Dromina
- Macroom MD
 - Aghabullogue Community Centre, Aubane Community Centre, Ballydaly Community Hall, Courtbrack Community Centre and Ionadh Áise, Renaniree
- East Cork MD
 - Inch Community Centre
- West Cork MD
 - Bere Island Heritage Centre, Castletownkenneigh Community Centre, Clonakilty ETB, Coláiste Phobal Cléire, Lisavaird Community Centre, Mealagh Valley Community Centre and Sherkin Island Community Hall, Caheragh Community Centre and Glengarriff Community Centre.



Environment/Climate Action/Emergency Services/Rural Broadband

1.3.4 STEM & STEAM Projects at BCPs

In line with the EU Digital Decade targets set for 2030, Dept. of Rural and Community Development (DRCD) are engaging with various bodies to promote STEM & STEAM (Science, Technology, Engineering, Art and Mathematics) activity through the Broadband Connection Point (BCP) networks.

The Whitechurch BCP hosted a Microsoft DREAM Space activity day recently at which children from local National Schools participated.

The BCP at Ionad Áise, Renaniree, Macroom also recently hosted Vex Robotics workshops. The Ionad Áise also participate in The Ark/DRCD thematic art programme (www.ark.ie).

The OurKidsCode programme has gained some traction across the Cork BCP network with programmes conducted at BCP's in Castlelyons, Castletownkenneigh, Ballindangan, Laharn and at Whitechurch. There are plans at present to have follow on OutKidsCode programmes at Ballindangan and at Castlelyons.

There are also plans to commence OutKidsCode programmes at Bere Island Heritage Centre, at Mealagh Valley Community Centre and at Riverstick Community Centre.

OurKidsCode is a research project based in Trinity College Dublin, funded by Science Foundation Ireland, the Department of Education and the Department of Rural and Community Development. The core aims are to increase parental involvement and promote greater diversity in computer education, by providing STEM opportunities for families with primary aged children, particularly in rural communities.



A Family STEAM Fun day event was held on November 16th in Thurles (<https://www.ourkidscode.ie/ourkidscode-family-steam-fun-day/>) with focus on promoting the OurKidsCode programme further nationally.

The Irish Independent recently published an article entitled “STEAM initiative boosts digital skills and regenerates rural communities in County Cork”. The article is available at <https://m.independent.ie/regionals/cork/news/steam-initiative-boosts-digital-skills-and-regenerates-rural-communities-in-county-cork/a120320140.html>.

Environment/Climate Action/Emergency Services/Rural Broadband

1.3.5 More on Commercial Operator Activity

SIRO report of continuing deployment across the county and of having approximately 30,000 premises passed with fibre and of their intention to pass a further 16,000 premises with fibre by end of 2025. The principal areas where SIRO have been working and the numbers passed in each area include Bandon-(1,667), Carrigaline-(6,041), Carrigtowhill-(423), Crosshaven-(403), Fermoy-(799), Little Island-(6,916), Mallow-(5,349), Midleton-(5,045), Skibbereen-(1,873) and Youghal-(1,816),

Imagine Broadband advise that the take up of fibre connections to the NBI network has made it commercially unviable for them to continue providing fixed wireless service in certain regions. As an immediate response, Imagine will be closing fixed wireless broadband network broadcast masts in Lisgould North on the 30/10/2024 and on Bandon Hill on 09/01/2025. Imagine have been key to providing many rural dwellers with high-speed broadband when wireless broadband was the only option for many households. Imagine are providing helpline services to those who will be affected by the shutdown of their broadcast masts and will assist their customers in providing information on the alternatives now available to them.

Vodafone continue to shut down their 3G network across Cork County. Vodafone advise that this shut down of the 3G network has been successfully undertaken in many other parts of the country. For people with older phones (pre smart phone models) they will seamlessly transfer to the 2G network that will continue to be maintained by Vodafone.

The Vodafone shutdown of the 3G network primarily affects Vodafone customers but it should be noted that Clear Mobile and An Post also use the Vodafone network, so this means that 3G services for Clear Mobile and An Post customers will also be retired. The move by Vodafone is part of a worldwide trend to abandon the 3G network which is considered uneconomic to support. Further information can be obtained on ComReg website at [3G Retirement | Commission for Communications Regulation \(comreg.ie\)](#) and ComReg lists some other devices that may be affected.

The shutdown of 3G networks by other providers is expected to continue.

The continuing roll-out of fibre to all premises will cause traffic on the older copper telecoms infrastructure to continue to reduce, ultimately leading to a situation where continuing support of the copper cables will become uneconomic. ComReg is presently engaging with the telecom companies as to protocols for managing the future migration of services from the copper infrastructure to the fibre network. (12_2024_S)

Environment/Climate Action/Emergency Services/Rural Broadband

2 Part. 2 Work Programme Reports for Q4 2024

2.1 Fire and Building Control

2.1.1 Fire Operations for Q4.

Fire Prevention

Fire Safety Certificates (FSC)

The following statistics relate to the number of Fire Safety Certificate applications received and the number of Fire Safety Certificate applications granted on a month-by-month basis during the period covered by this report. *(excludes invalid applications)*

Month	No. Fire Certificates received	No. Fire Certificates decided
October 2024	33	24
November 2024	25	19
December 2024	39	26
Total	97	69

Environment/Climate Action/Emergency Services/Rural Broadband

Building Control

Commencement Notices and 7 Day Notices *(excludes invalid applications)*

The following statistics relate to the number of valid Commencement Notices (CN) & 7 Day Notices (7DN) submissions received on a month-by-month basis during the period covered by this report.

Month	No. of Buildings covered by Valid Notices (CN + 7DN)	No. of Notices made valid. (CN + 7DN)
October 2024	117	107
November 2024	251	128
December 2024	711	104
Total	1079	339

NB : numbers artificially high due to flood of CN ahead of end of Development Charges exemption. Many might not actually commence.

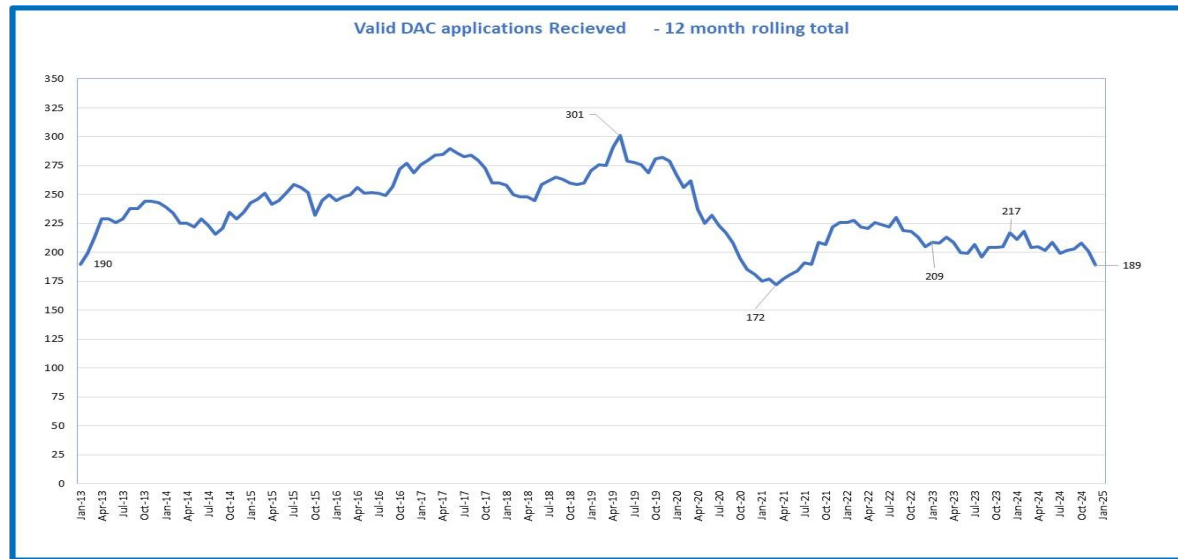
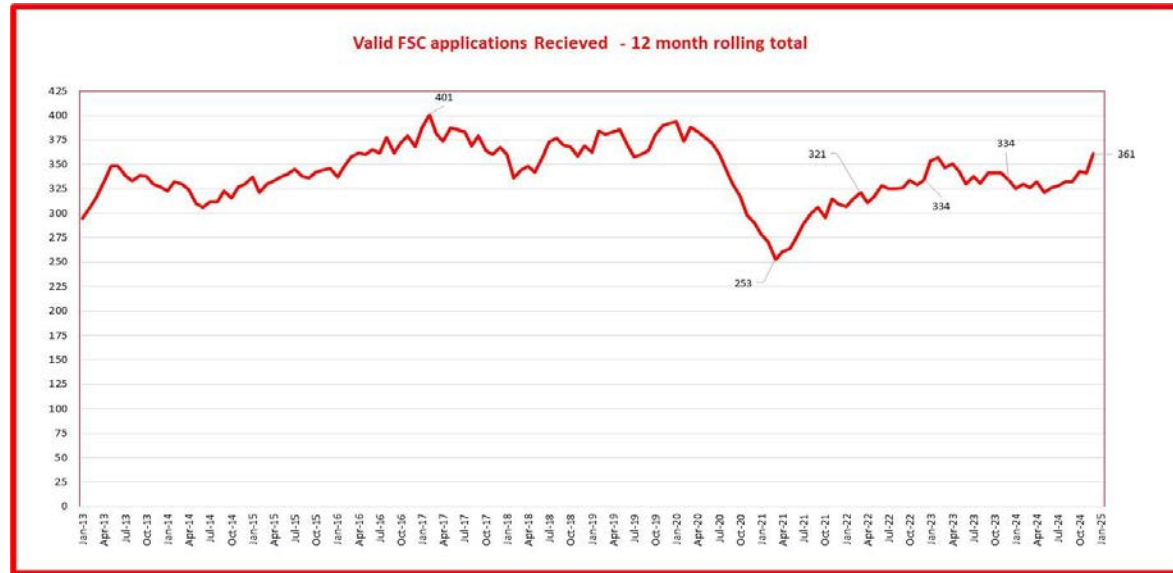
Disability Access Certificates (DAC)

The following statistics relate to the number of Disability Access Certificate (DAC) applications received and the number of DAC applications granted on a month-by-month basis for the period covered by this report.

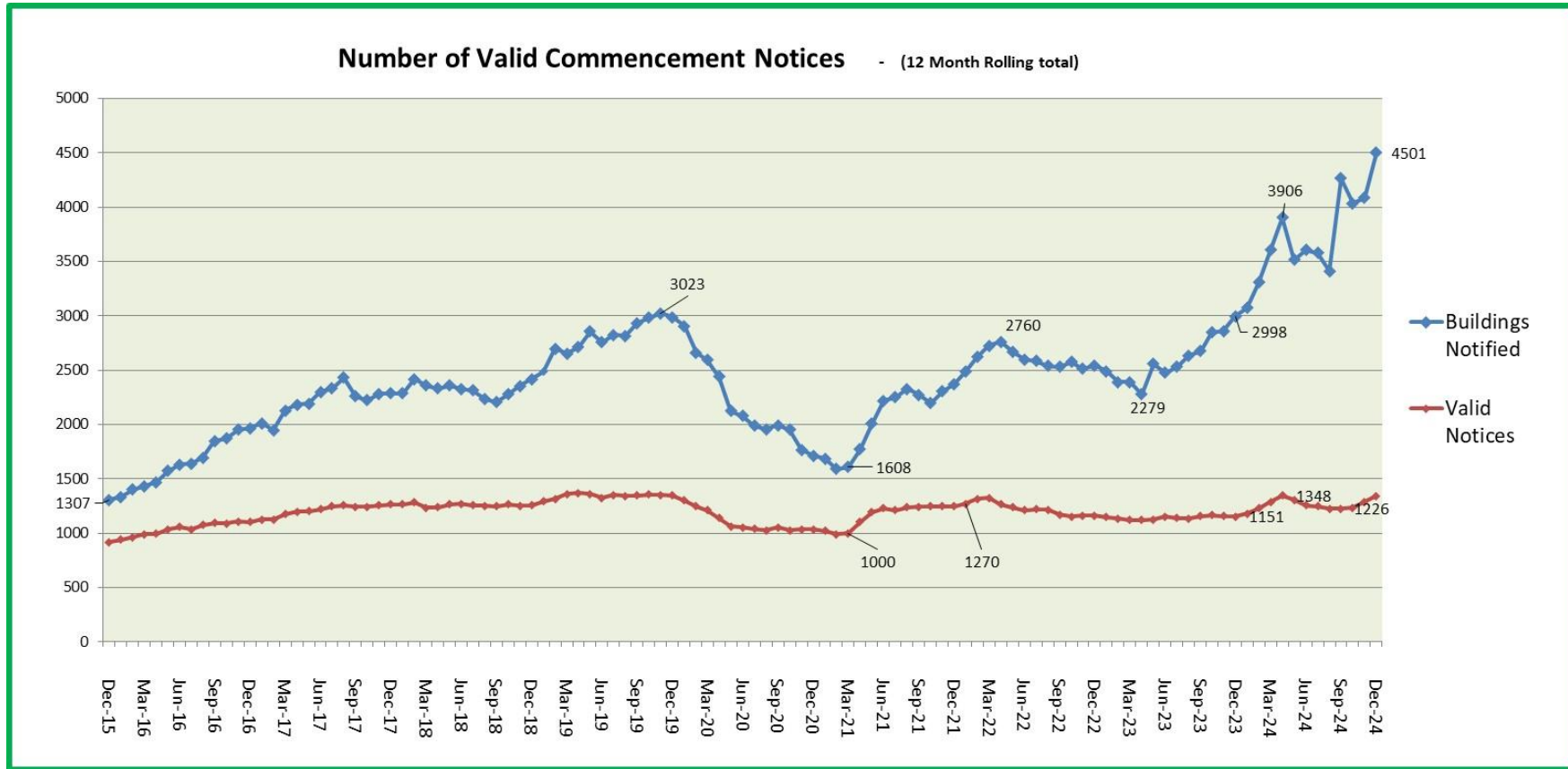
(excludes invalid applications)

Month	No. Access Certificates received	No. Access Certificates decided
October 2024	16	26
November 2024	12	10
December 2024	9	4
Total	37	40

Environment/Climate Action/Emergency Services/Rural Broadband



Environment/Climate Action/Emergency Services/Rural Broadband



Environment/Climate Action/Emergency Services/Rural Broadband

2.2 Water

2.2.1 Agricultural Inspection Program

No of farm inspections scheduled for 2024	Municipal District	No of farm inspections undertaken 1/1/2023 to 31/12/2023	No of farm inspections undertaken 1/1/2024 to 31/12/2024	No. of NAIP Inspections 1/1/2024 – 31/12/2024	No of warning letters sent	% of farms with non-compliances detected	No. of Cross reports to DAFM	% of farms with Cross reports to DAFM
1085 (Including minimum 452 NAIP Inspections)	Carrigaline	7	7	4	2	29%	1	14%
	Bandon/ Kinsale	80	119	61	24	20%	6	5%
	Macroon	113	95	65	25	26%	1	1%
	Cobh	73	15	10	4	27%	0	0%
	East Cork	72	98	54	22	22%	7	7%
	Fermoy	214	320	155	79	25%	9	3%
	Mallow/Kanturk	162	86	43	24	28%	10	12%
	West Cork	211	249	94	63	25%	18	7%
	Total	932	989	486	243	25%	52	5%

2.2.2 National Agricultural Inspection Programme (NAIP) Inspections

The EPA allocated specific minimum farm inspection numbers to each local authority under the **National Agricultural Inspection Programme (NAIP) 2024 & 2025**. The purpose of the NAIP is to help maintain or bring about an improvement in natural water quality in Ireland. Under the plan Cork County Council has been instructed to undertake initial (first time) Good Agricultural Practice (GAP) inspections on a minimum of 452 farms in 2024 and 586 farms in 2025.

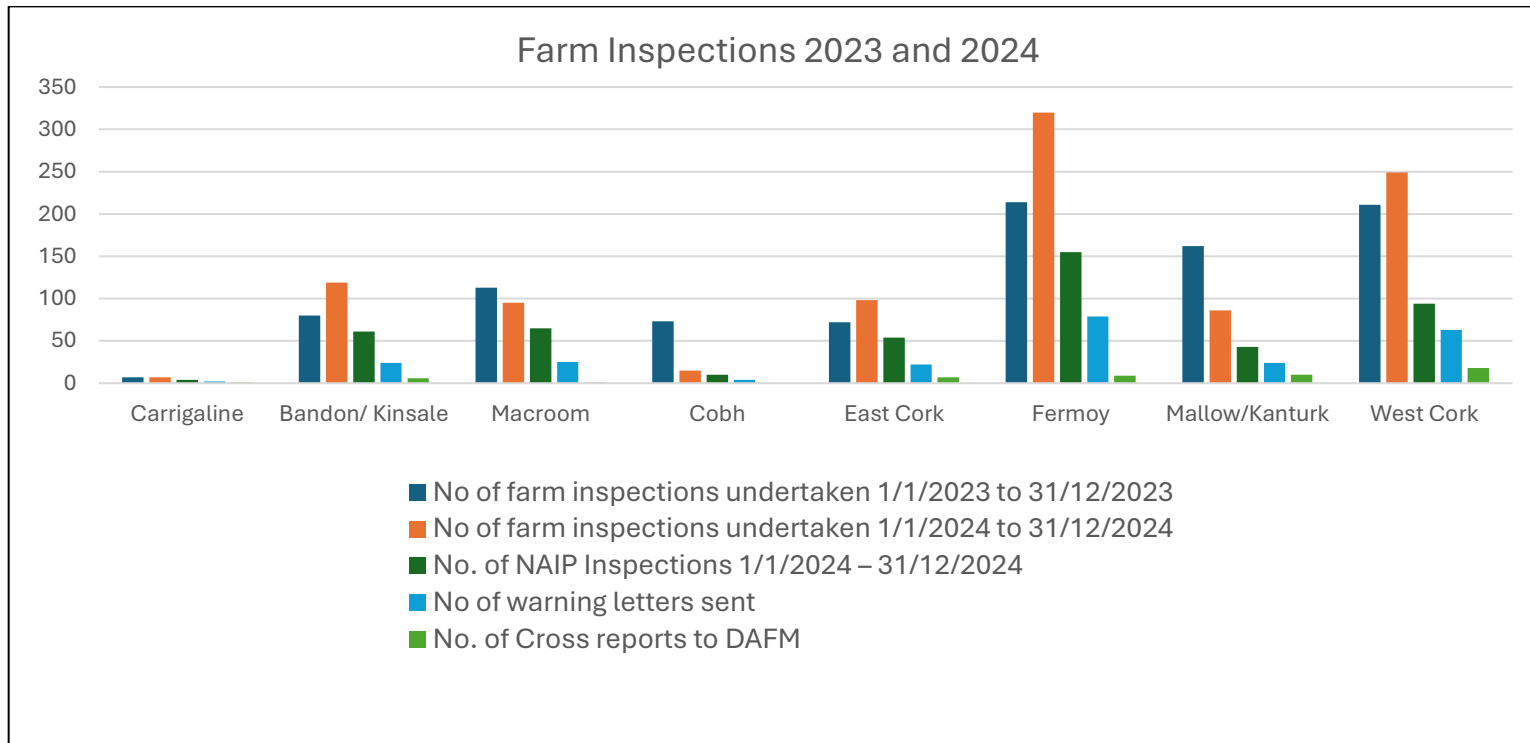
It must be noted that this is the minimum number of first-time inspections in 2024 and 2025, the council has an ongoing programme of follow up engagements and currently plans to undertake over 1,000 farms inspections in total in 2024.

Environment/Climate Action/Emergency Services/Rural Broadband

2.2.3 Planned v Actual Inspections

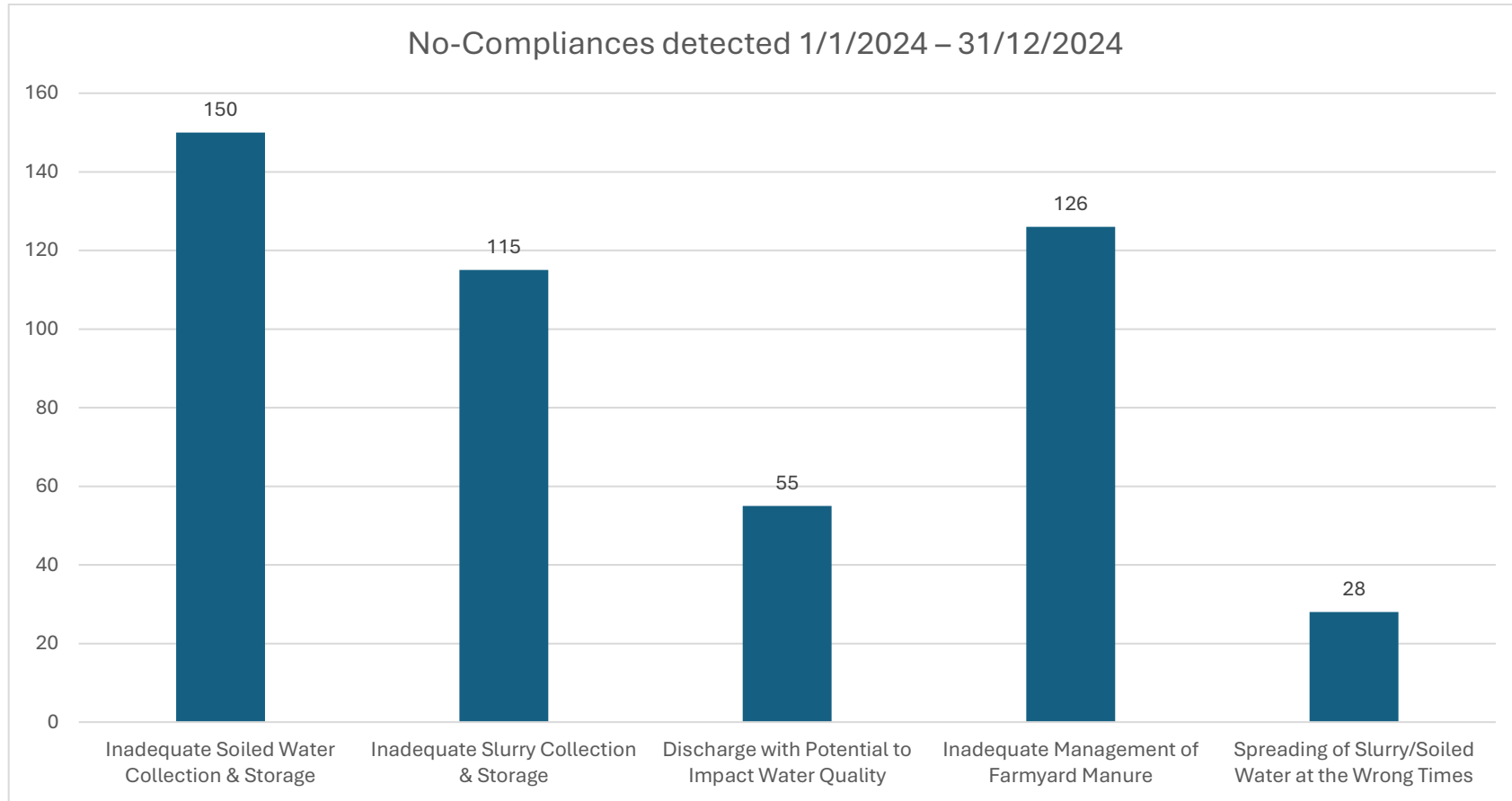
1,085 farm inspections were planned for 2024, 989 actual farm inspections were completed. The shortfall arose due to two reasons;

- The Agriculture Team were short a Grade I Environmental Technician for the year.
- When planning for 2024 inspections we expected to have 7 Assistant Scientists working with the Agriculture Team doing NAIP inspections by the end of 2024. We advertised 4 times between August 2023 and October 2024 to fill 6 of these Assistant Scientist posts, (one Asst. Scientist was already in place). We had difficulties recruiting and only filled 4 posts in 2024. We now have 5 of those posts filled and expect to fill the final post shortly.



Environment/Climate Action/Emergency Services/Rural Broadband

The most frequent non-compliances detected during the farm inspections were as follows, (i.e non-compliance with Good Agricultural Practice Regulations);



Note multiple non-compliances on some inspections.

Environment/Climate Action/Emergency Services/Rural Broadband

2.2.4 Septic Tanks Inspection Programme 2024

Municipal District	No. of Septic Tank inspections scheduled for period 2024	No. of Septic Tank inspections undertaken for period 1/1/2024 - 31/12/2024	No of non-compliant systems identified	% non-compliances identified	No. of Advisory Notices issued	No. of Advisory Notices Complied with
Carrigaline	11	11	8	73%	8	3
Bandon/Kinsale	18	18	10	56%	10	4
Macroom	24	26	15	58%	15	7
Cobh	11	12	7	58%	7	0
East Cork	11	9	6	67%	6	0
Fermoy	18	16	9	56%	9	1
Mallow/ Kanturk	18	20	18	89%	18	3
West Cork	25	24	13	54%	13	4
Total	136	136	86	63%	86	22

Notes;

- Under the 2022-2026 Domestic Wastewater Treatment Systems National Inspection Plan, (NIP), the minimum number of inspections has increased from 60 in 2021 to 113 in 2022 & 136/annum from 2023 -2026
- There is small variation between scheduled & actual inspections in some divisions in order to achieve required number of inspections in each risk zone, & to group inspections for more efficient work.

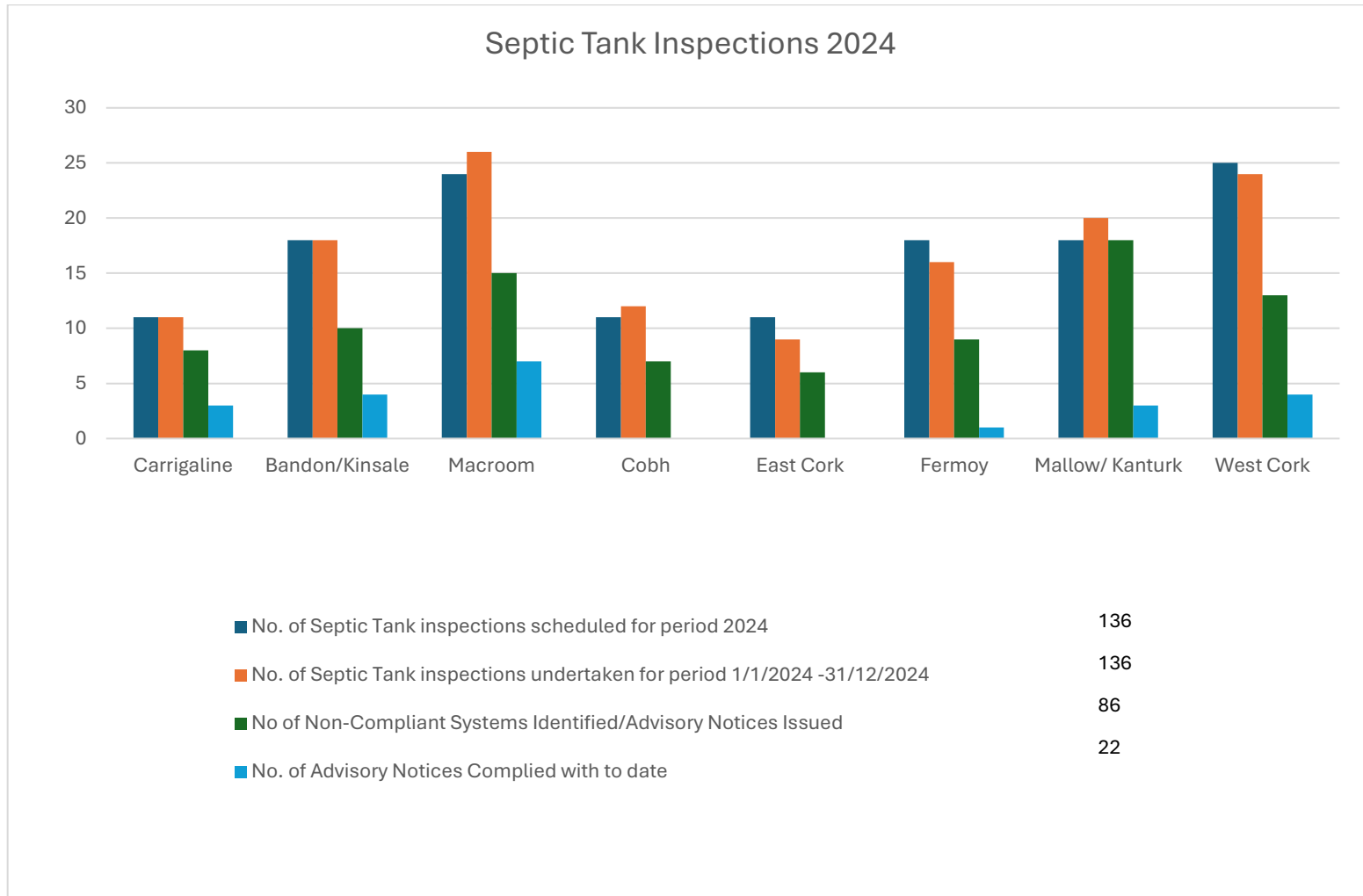
The 2022-2026 National Inspection Plan identifies 3 Risk Zones.

Risk Zone 1; These are areas where DWWTS pose a higher relative risk to surface waters. NIP requires 23 inspections in Zone 1 in 2023.

Risk Zone 2; These are areas where DWWTS pose a higher relative risk to private wells. NIP requires 91 inspections in Zone 2 in 2022.

Environment/Climate Action/Emergency Services/Rural Broadband

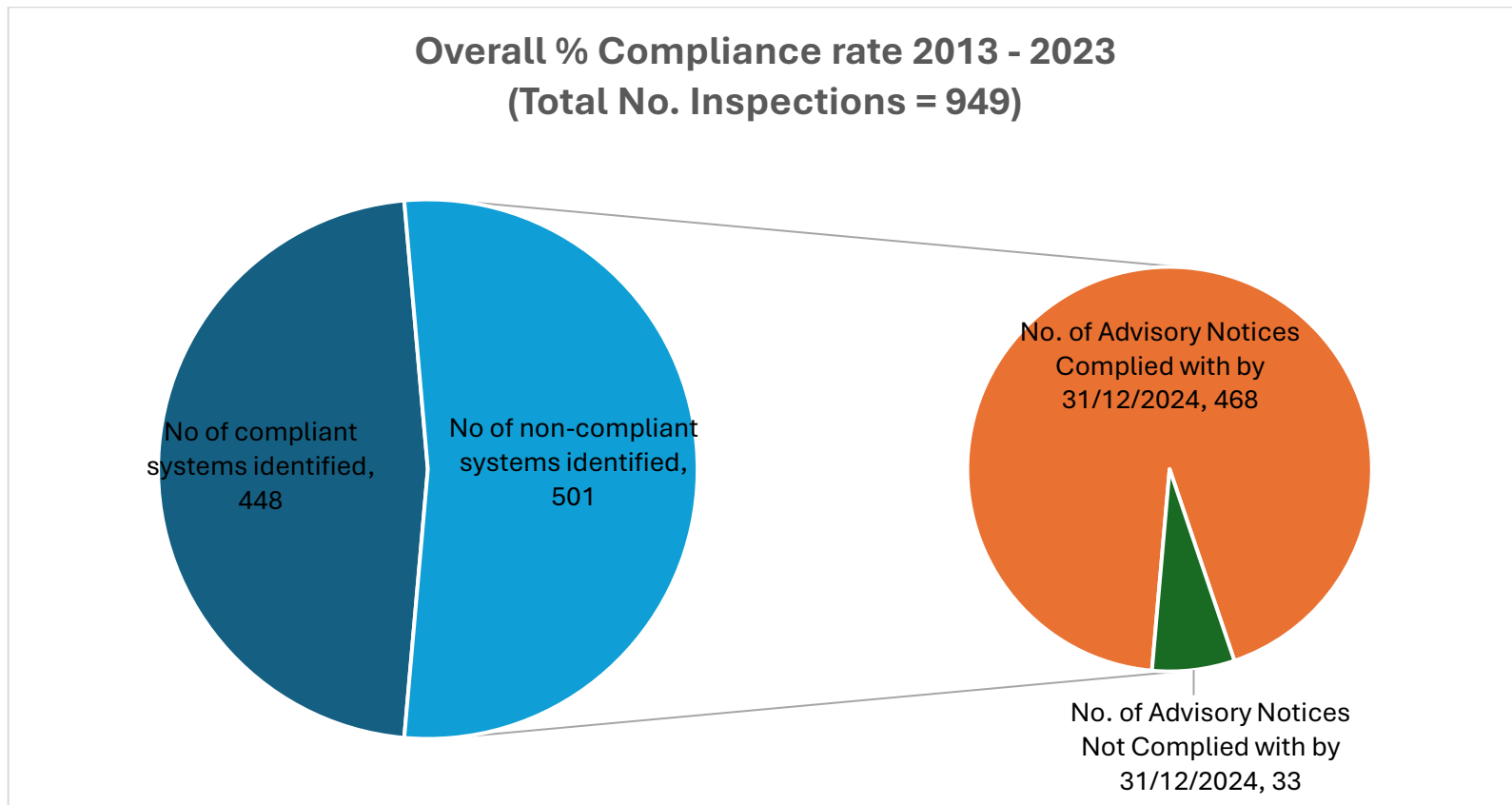
Risk Zone 3; Zone 3 covers the rest of the country. NIP requires 22 inspections in Zone 3 in 2022. Sites for inspection have been selected in compliance with the requirements of the NIP



Environment/Climate Action/Emergency Services/Rural Broadband

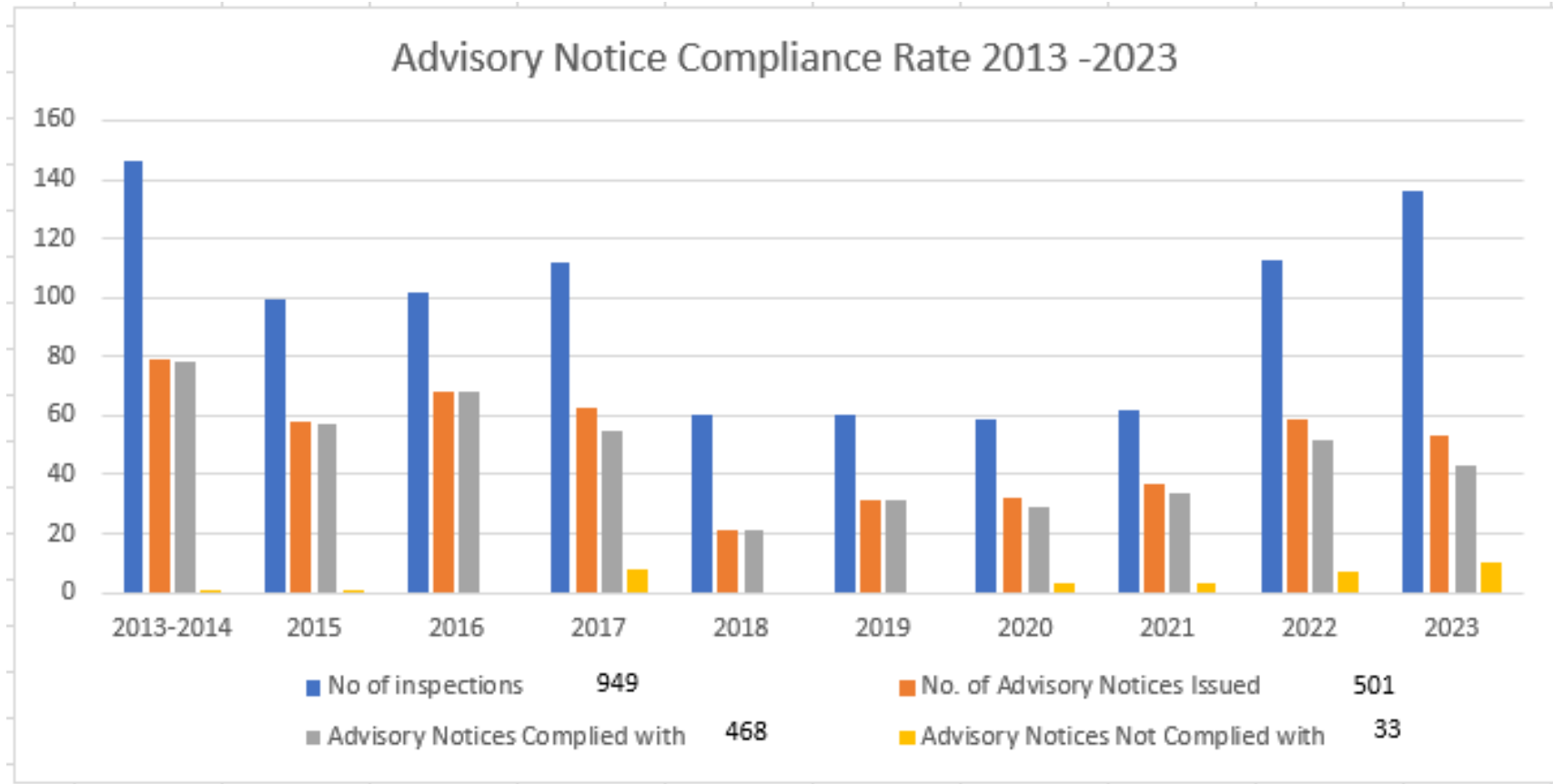
2.2.5 Update on Septic Tank Inspection Program 2013 – 2023

	No. of Septic Tank inspections scheduled for period 1/7/2013 to 31/12/2023	No. of Septic Tank inspections undertaken to 31/12/2023	No of non-compliant systems identified	% non-compliances identified	No. of Advisory Notices issued	No. of Advisory Notices Complied with by 31/12/2024
Total	933	949	501	53%	501	468



Environment/Climate Action/Emergency Services/Rural Broadband

2.2.6 Update on Tracking of Compliance with Advisory Notices 2013 – 2023



Notes;

- We continue to engage with all householders who have not yet complied fully with their Advisory Notices.
- There are 8 notices not complied with for 2017. All 8 of these are in one location & are liaising with Irish Water re provision of public sewers.

Environment/Climate Action/Emergency Services/Rural Broadband

2.2.7 DWWTS Grant Payments by Cork County Council (to 31/12/2024)

Grant Scheme	2014	2015	2016	2017	2018	2019	2020	2021	2022	2023	2024
National Inspection Plan	2 Grants €3,151	8 Grants €17,185	9 Grants €18,282	6 Grants €15,031	3 Grants €6,867	4 Grants €7,177		1 Grant €5,000	8 Grants €22,560	2 Grants €2,532	5 Grants €22,980
High Status Areas	N/A	N/A	N/A	N/A	N/A		N/A	1 Incomplete Application	1 Grant paid €5,000	1 grant €5,000	5 Grants Paid €52,574
Priority Areas for Action	N/A	N/A	N/A	N/A	N/A		N/A	2 referrals to LAWPro for Approval.	1 Grant Paid €5,000		1 Grant Paid €12,000

Notes;

- Total of 57 DWWTS grants, worth €200,340, have been paid out since 2014, by Cork County Council.
- All grant payments have been recouped from Department of Housing, Local Government & Heritage.
- The grant schemes for High Status Areas, & Priority Areas for Action, were not available until 2020.
- The grant aid available is now 85% of approved costs up to a maximum of €12,000.
- Requirement for registration before 1/2/2013 has been removed.
- Grant is not payable if works have commenced before Council approval.
- Please email queries re grants to septicTankgrants@corkcoco.ie, providing an Eircode for the house will facilitate rapid assessment of eligibility.

Key Message

Too much sludge in the tank is one of the reasons for non-compliance in over 50% of cases. Householders are encouraged to desludge their septic tanks

2.2.8 Public Drinking Water

Full functional management of public water transferred to Uisce Éireann (UÉ) in September 2023. Monitoring information on individual water supplies can be found at <https://www.water.ie/water-supply/water-quality/>

Environment/Climate Action/Emergency Services/Rural Broadband

2.2.9 Private Drinking Water Compliance Monitoring

Private DW supply type	No of Private DW supplies on CCC register in 2024	No of supplies scheduled for monitoring in 2024	No of private supplies monitored at least once by end-Q4 2024	No of samples scheduled for 2024	No of samples taken by end-Q4 2024	% of supplies compliant with Drinking Water Standards up to end-Q4 2024**
Private Group WS	23	23	23	46	55	70
<i>Q4/2023</i>	23	23	22	46	24	<i>n/a</i>
Small private supplies	255 (330)*	230	237	370	363	43
<i>Q4/2023</i>	396	139	130	245	164	<i>n/a</i>

*At the start of the year there were 330 active small private supplies on the Cork County Council register. This number is subject to review throughout the year, and currently stands at 255.

**This percentage is based on the number of supplies monitored at the time reporting, not the number of supplies on the register.

2.2.10 Bathing Water Compliance Programme 2024

Note: Bathing Season monitoring extends from mid-May to mid-September*. In addition to bathing water sampling and testing outlined below, the Water Quality Laboratory also undertakes environmental education activities as required by the Blue Flag rules. Below table outlines the bathing water monitoring programme completed for 2024.

Total No of beaches in monitoring programme 2024	No of samples scheduled for 2024 Bathing water Season (May – Sept)	No of samples taken 2024	No. of compliant samples <i>E.Coli <500 AND I. Enterococci <100</i>	No of non-compliant samples 2024 <i>E. coli > 500 OR I. Enterococci >100</i>
29	155	166	164	2
By End – 2024	155	176	175	1

Environment/Climate Action/Emergency Services/Rural Broadband

2.2.11 Bathing water quality status for Identified & Blue flag beaches

11 Identified Bathing waters attained Blue flag for the 2024 bathing season - Barleycove, Fountainstown, Garretstown, Garrylucas, Inchydoney East, Inchydoney West, Owenahincha, Redbarn, Tragumna, Youghal Claycastle, Youghal Front Strand.

Municipal District	Identified Bathing water	2024 Blue Flag Award	2023 Blue Flag Award	2022 Blue Flag Award	2022 Bathing water status (2018-2021 results)	2023 Bathing water status (2019-2022 results)	2024 Bathing water status*
Bandon/Kinsale	Coolmaine	No BF	No	Not BF	Good	Good	Good
	Garrylucas	Yes	Yes	Yes	Excellent	Excellent	Excellent
	Garretstown	Yes	Yes	Yes	Excellent	Excellent	Excellent
Carrigaline	Fountainstown	Yes	Yes	Yes	Excellent	Excellent	Excellent
East Cork	Garryvoe	No BF	No	No	Good	Good	Good
	Redbarn	Yes	Yes	Yes	Excellent	Excellent	Excellent
	Youghal Claycastle	Yes	Yes	Yes	Excellent	Excellent	Excellent
	Youghal Front strand	Yes	Yes	No	Excellent	Excellent	Excellent
West	Barleycove	Yes	Yes	Yes	Excellent	Excellent	Excellent
	Inchydoney West	Yes	Yes	Yes	Excellent	Excellent	Excellent
	Inchydoney East	Yes	Yes	Yes	Excellent	Excellent	Excellent
	Ownahincha	Yes	Yes	Yes	Excellent	Excellent	Excellent
	Tragumna	Yes	Yes	Yes	Excellent	Excellent	Excellent
	Warren	No BF	No	Yes	Good	Good	Good

Note:

Bathing Season monitoring extends from mid-May to mid-September*. In addition to bathing water sampling and testing the Water Quality Laboratory also undertakes environmental education activities as required by the Blue Flag rules. *The EPA is the sole arbiter of Bathing Water status, and this is based on 20 samples over 4 years. The status shown here is based on EPA/HSE criteria for assessment of a single sample.

Environment/Climate Action/Emergency Services/Rural Broadband

2.2.12 Bathing water quality status for Green Coast Awards & candidate beaches

14 no. applications for Green Flag beaches submitted to An Taisce for the 2024 bathing season were awarded in June 2024

Municipal District	Beach	2024 Green Coast Award	2023 Green Coast Award	2022 Green Coast Award	2022 Bathing water status (2017-2020 results)	2023 Bathing water status (2018-2021 results)	2024 Bathing water status*
Bandon/Kinsale	Oysterhaven	No	Yes	Yes	Excellent	Good	Good
	Sandycove (candidate)	No	No	No	Excellent	Excellent	Excellent
Carrigaline	Rockybay	Yes	Yes	Yes	Excellent	Excellent	Excellent
	Fountainstown	Yes	Yes	Yes	Excellent	Excellent	Excellent
East Cork	Ring Beach	Yes	Yes	Yes	Excellent	Excellent	Excellent
	Inch Beach	Yes	Yes	Yes	Excellent	Excellent	Excellent
	Shanagarry (Ardnahinch)	Yes	Yes	Yes	Excellent	Excellent	Excellent
	Ballynamona	Yes	Yes	No	Excellent	Excellent	Excellent
West Cork	Ballyrisode	Yes	Yes	Yes	Excellent	Excellent	Excellent
	Cadogens	Yes	Yes	Yes	Excellent	Excellent	Excellent
	Galleycove	Yes	Yes	Yes	Excellent	Excellent	Excellent
	Garinish	Yes	Yes	Yes	Excellent	Excellent	Excellent

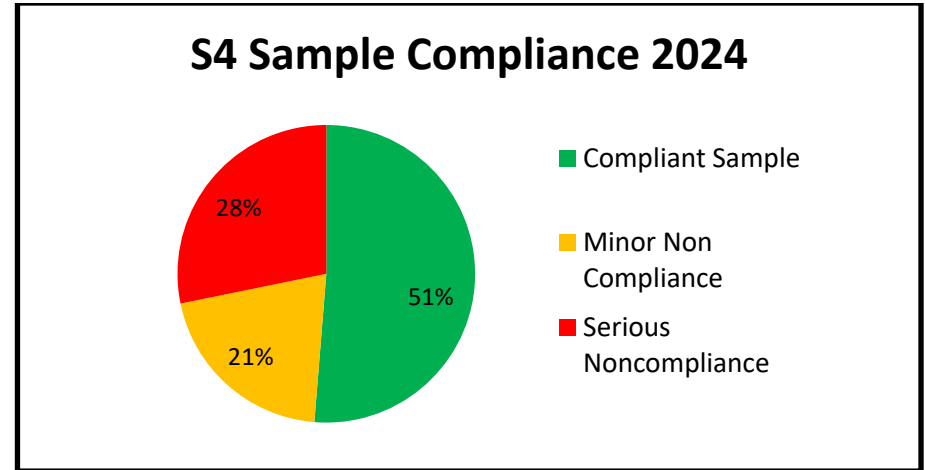
Environment/Climate Action/Emergency Services/Rural Broadband

Municipal District	Beach	2024 Green Coast Award	2023 Green Coast Award	2022 Green Coast Award	2022 Bathing water status (2017-2020 results)	2023 Bathing water status (2018-2021 results)	2024 Bathing water status*
	Inchydoney East	Yes	Yes	Yes	Excellent	Excellent	Excellent
	Red strand	Yes	Yes	Yes	Excellent	Excellent	Excellent
	Dooneen	Yes	Yes	Yes	Excellent	Excellent	Excellent
	Sherkin island	Yes	Yes	Yes	Excellent	Excellent	Excellent
	Cape Clear (candidate)	No	No	No	Excellent	Excellent	Excellent

Environment/Climate Action/Emergency Services/Rural Broadband

2.2.13 Trade Wastewater Discharge License Inspection Program – S4 Discharges to water

No. of S4 Inspections scheduled		No inspections undertaken YTD				
	Target	Q1	Q2	Q3	Q4	T
Carrigaline	15	1	0	0	18	19
Bandon-Kinsale	21	2	9	2	4	17
Macroom	26	7	5	6	10	28
Cobh	11	2	5	2	5	14
East Cork	21	1	8	7	5	21
Fermoy/Mitchelstown	16	1	5	2	8	16
Mallow/Kanturk	41	10	8	13	10	41
West Cork	43	3	12	3	22	40
Total	194	27	52	35	82	196
% Inspection plan completed		101%				



Note: S4 compliance remains to be assessed for Q4 2024.

Environment/Climate Action/Emergency Services/Rural Broadband

2.3 Air & Noise

2.3.1 Numbers of licences under Air Pollution Acts and related regulations

Licence Type	Municipal District	Q4 2023	Q1 2024	Q2 2024	Q3 2024	+/- on Q4 2023
Solvent Regulation Certificates (Dry Cleaners)	Bandon/Kinsale	5	5	5	5	0
	Carrigaline	3	3	3	3	0
	Macroom	0	0	0	0	0
	Cobh	1	1	1	1	0
	East Cork	3	2	3	3	1
	Fermoy	3	3	3	2	-1
	Kanturk/Mallow	1	1	1	1	0
	West Cork	1	1	2	2	1
	TOTAL		17	16	18	17
Deco Paint Regulation Certificates (spray painters)	Bandon/Kinsale	6	6	6	5	-1
	Carrigaline	3	3	3	3	0
	Macroom	2	1	1	2	0
	Cobh	3	3	3	3	1
	East Cork	10	9	9	9	0
	Fermoy	6	4	4	4	-3
	Kanturk/Mallow	6	6	6	6	0
	West Cork	6	6	6	6	0
	TOTAL		42	38	38	39

Environment/Climate Action/Emergency Services/Rural Broadband

Petroleum Vapour Certificates	Bandon/Kinsale	16	16	16	16	0
	Carrigaline	5	5	6	6	1
	Macroom	13	13	13	13	0
	Cobh	10	10	10	10	0
	East Cork	10	10	10	10	0
	Fermoy	15	16	16	16	2
	Kanturk/Mallow	14	14	16	17	2
	West Cork	20	20	21	21	1
	TOTAL	103	105	108	109	6
Stage II Petroleum Vapour Certificates*	Bandon/Kinsale	0	1	1	1	1
	Carrigaline	1	1	1	1	0
	Macroom	1	1	1	1	0
	Cobh	1	1	1	1	0
	East Cork	2	2	2	2	0
	Fermoy	1	1	1	1	0
	Kanturk/Mallow	3	3	3	4	1
	West Cork	2	2	2	2	0
	TOTAL	11	12	12	13	2

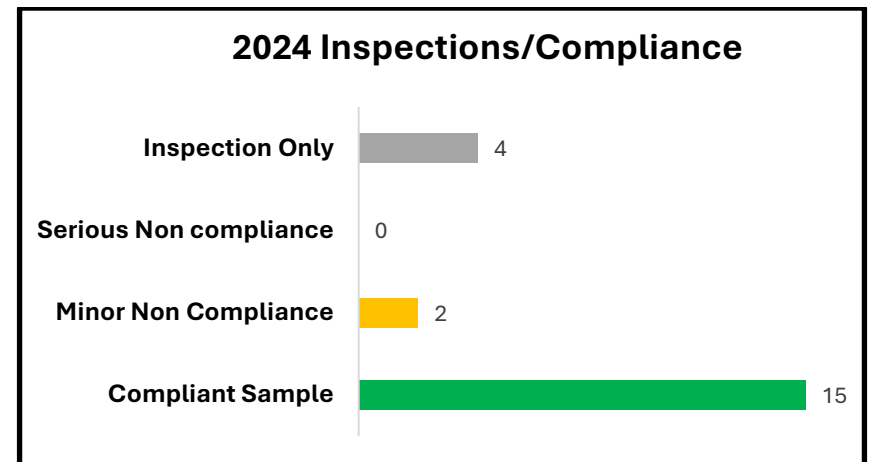
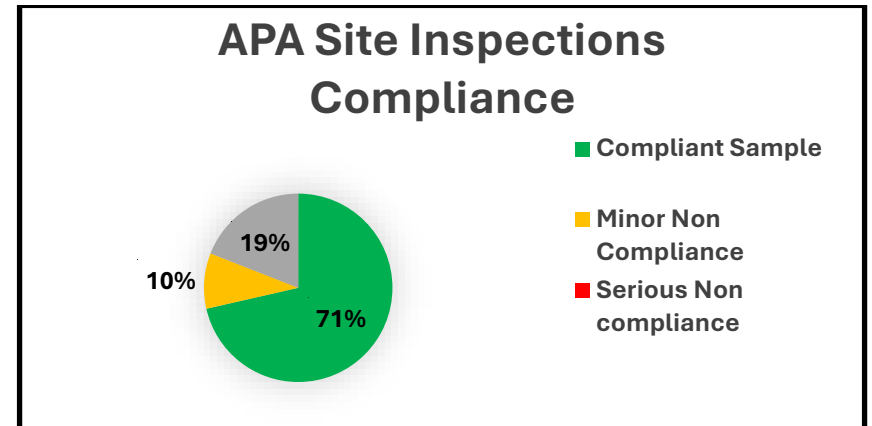
* Stage II Petrol Vapour Certification relates to the capture of vapours at petrol dispensers (pumps) during refuelling.

Following the publication of an EPA guidance document in Feb. 2022, Cork County Council has commenced issuing such certificates.

Environment/Climate Action/Emergency Services/Rural Broadband

2.3.2 Inspections under Air Pollution Acts and related regulations

No. APA Inspections scheduled		No inspections undertaken YTD				
	Target	Q1	Q2	Q3	Q4	Σ
Carrigaline	4	0	2	0	2	4
Bandon-Kinsale	2	0	1	0	1	2
Macroom	2	0	1	0	1	2
Cobh	8	0	4	0	5	9
Mallow/Kanturk	2	0	1	0	1	2
West Cork	2	0	1	0	1	2
Total	20	0	10	0	11	21
% Inspection plan completed		105%				



Environment/Climate Action/Emergency Services/Rural Broadband

2.3.3 Coal Regulations –Low Smoke Zone Inspection Program

Year	No. of Inspections Planned	Advisory Letters[1]	Inspections carried out 2024	Non-Compliances	Warning Letters	Enforcement Proceedings	% Overall Compliance level rel. to inspections undertaken
2024							
Q1	30	0	30	3	5	0	90%
Q2	0	0	0	0	0	0	N/A
Q3	0	0	0	0	0	0	N/A
Q4	60	0	0	0	0	0	99%
Total	90	0	30	3	5	0	99%

2.3.4 Coal Regulations –Mobile/Multi-Agency Checkpoints

Year	No. of Inspections Planned	Advisory Letters	Inspections carried out 2024	Non-Compliances	Warning Letters	Enforcement Proceedings	% Overall Compliance level rel. to inspections undertaken
2024							
Q1	1	0	1	0	0	0	100%
Q2	0	0	0	0	0	0	N/A
Q3	0	0	0	0	0	0	N/A
Q4	1	0	0	0	0	0	N/A
Total	2	0	1	0	0	0	100%

Environment/Climate Action/Emergency Services/Rural Broadband

(01_2025_W)

2.4 Waste

2.4.1 Inspections 1st October 31st - December 2024

	Municipal District								Q4 Totals
	Bandon - Kinsale	Carrigaline	Cobh	East Cork	Fermoy	Macroon	Mallow-Kanturk	West Cork	
Flytipping & Illegal Dumping	12	9	10	12	19	42	5	10	119
Waste Presentation & Backyard Burning	0	0	1	3	1	4	1	3	13
Abandoned Vehicles	3	3	0	5	6	4	0	7	28
Article 27 By-Product	3	3	4	2	2	0	5	2	21
Producer Responsibility (WEEE/Tyres/Packaging/etc.)	6	5	11	3	4	2	3	4	38
Food Waste (domestic & commercial)	1	0	0	0	0	1	1	1	4
Vehicle Checkpoints*	0	0	0	0	0	4	0	1	5
Other Waste Enforcement	7	14	21	12	4	17	4	15	94
Total	32	34	47	37	36	74	19	43	322

**Vehicle Checkpoint Inspections refers to the number of Vehicle Checkpoints carried out in the quarter. Each checkpoint is attended by multiple staff, and many multiples of vehicles are inspected.*

Environment/Climate Action/Emergency Services/Rural Broadband

2.4.2 Civic Amenity Sites 1st January – 31st December 2024

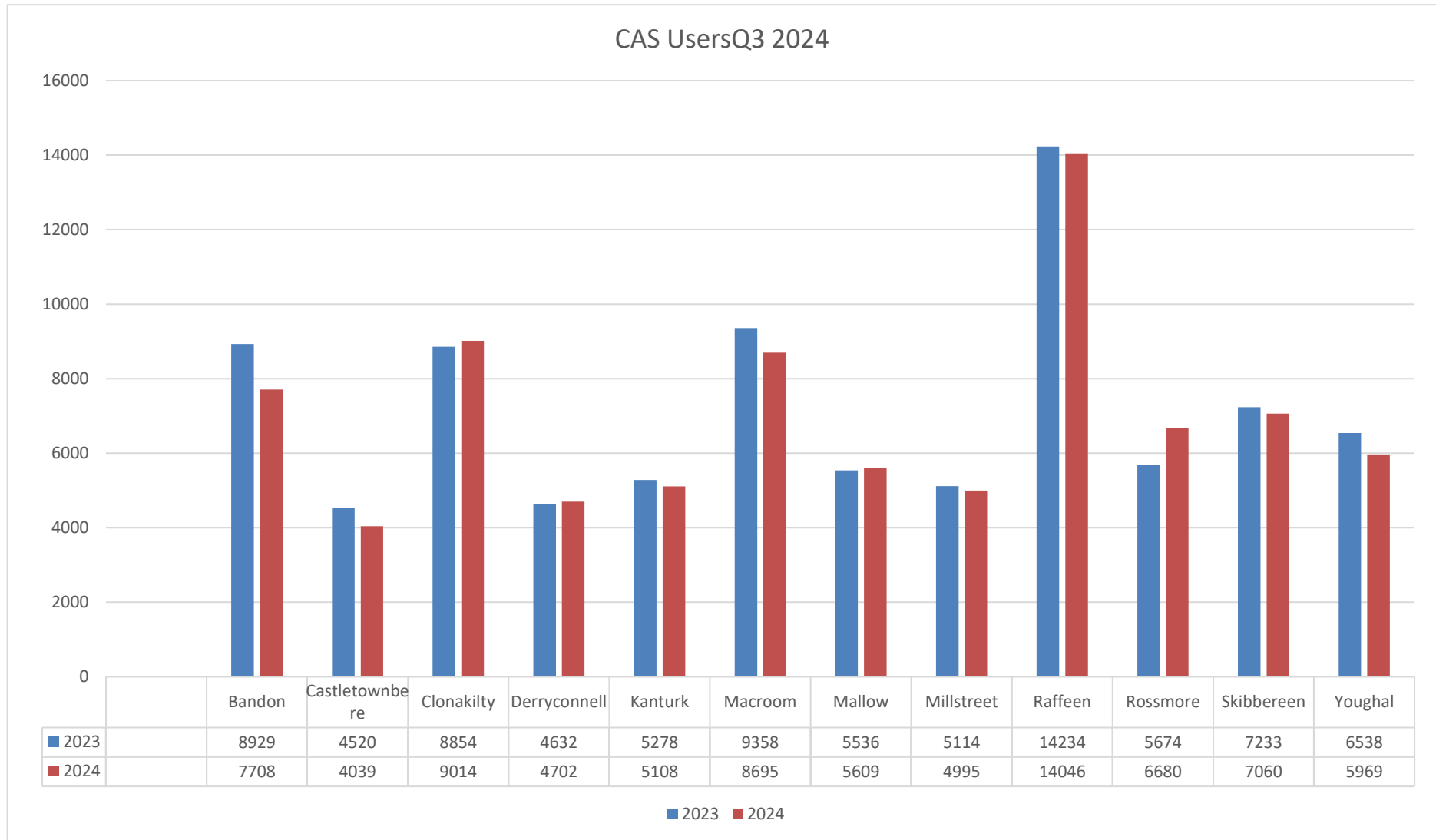
*Data for Q4 not yet available

Zone	Location	Material	Tonnage	Tonnage	Tonnage	Tonnage	TOTAL	TOTAL
			Q1 2024	Q2 2024	Q3 2024	Q4 2024	2023	2024
1	Castletownbere	Recyclables	78.70	86.64	100.87		332.18	
		Waste	75.31	80.72	109.27		335.71	
	Clonakilty	Recyclables	205.51	220.55	221.42		817.98	
		Waste	135.74	117.84	149.40		526.40	
	Derryconnell	Recyclables	79.98	97.71	94.55		349.78	
		Waste	95.72	93.47	110.07		403.66	
	Skibbereen	Recyclables	68.21	51.76	81.33		293.95	
	Waste	50.90	34.05	63.98		209.60		
2	Bandon	Recyclables	363.93	414.39	428.49		1,480.02	
		Waste	189.26	191.00	214.78		759.28	
	Macroom	Recyclables	275.51	288.42	314.55		1,024.57	
		Waste	259.64	247.18	244.64		1,003.66	
	Raffeen	Recyclables	600.58	884.26	739.62		2,960.42	
	Waste	513.64	578.90	578.52		2,192.84		
3	Rossmore	Recyclables	365.48	300.08	503.29		1,505.33	
		Waste	382.33	276.96	415.61		1,650.98	
	Youghal	Recyclables	153.57	128.69	206.60		741.33	
		Waste	264.02	188.99	278.57		1,015.94	
	Kanturk*	Recyclables	166.13	149.79	223.51		841.47	

Environment/Climate Action/Emergency Services/Rural Broadband

Zone	Location	Material	Tonnage	Tonnage	Tonnage	Tonnage	TOTAL	TOTAL
			Q1 2024	Q2 2024	Q3 2024	Q4 2024	2023	2024
4		Waste	215.23	169.24	228.84		836.20	
	Mallow*	Recyclables	195.72	261.93	234.76		863.68	
		Waste	210.84	222.20	203.70		812.08	
	Millstreet*	Recyclables	138.81	148.12	152.15		578.98	
		Waste	199.90	208.68	195.37		788.79	

Environment/Climate Action/Emergency Services/Rural Broadband



Environment/Climate Action/Emergency Services/Rural Broadband

2.4.3 Bring sites 1st January -30th September

*Data for Q4 not yet available

Material	Tonnage Q1 2024	Tonnage Q2 2024	Tonnage Q3 2024	Tonnage Q4 2024	Total 2024	Total 2023
Glass Bottles	1,388.00	1,420.00	1485.00			5,690.00
Beverage Cans	25.80	11.37	*			77.50
Food Cans	31.61	24.70	*			97.22

No data received from service supplier, will update for Q4.

2.4.4 Decisions made Waste Facility Permit & Waste Cert of Registration Applications 1st January to December 31st

Waste Facility Permit/ Certificates of Registration	Municipal District							
	Bandon -Kinsale	Carrigaline	Cobh	East Cork	Fermoy	Macroon	Mallow- Kanturk	West Cork
Q1				1		1		3
Q2	2				1		2	
Q3					1			
Q4	1		1					1
2024 Totals	3		1	1	2	1	2	4
2023 Totals	2	2	4	1	1	5	3	1

Environment/Climate Action/Emergency Services/Rural Broadband

<i>Inspections 1st October - 31st December</i>								
	Municipal District							
	Bandon / Kinsale	Carrigaline	Cobh	East Cork	Fermoy	Macroom	Mallow / Kanturk	West Cork
Waste Facility Permit				5	3	2	3	3
Waste Collection Permit	1			3			2	

2.4.4 Litter Fines - Environment Directorate Litter Wardens & M.D. Wardens

MDC	Issued				Cancelled				Paid				Sent for Prosecution			
	Q1	Q2	Q3	Q4	Q1	Q2	Q3	Q4	Q1	Q2	Q3	Q4	Q1	Q2	Q3	Q4
Carrigaline	1			1					2							
Bandon / Kinsale	6	1	1			1			2	1		1				
Macroom																
Cobh	2	2		2						2		2				
East Cork	1	2								1	1					
Fermoy	1	2	6	3					1	2	2	3				1
Kanturk / Mallow	10	9	2	4		1			5	4	3		2	2	6	1
West Cork			1													
TOTAL 2024	21	16	10	10	0	2	0	0	10	10	6	6	2	2	6	2
TOTAL 2023	27	19	29	8	1			1	17	17	16	4	3	5	6	8

Environment/Climate Action/Emergency Services/Rural Broadband

2.4.5 Litter Fines by Category - Environment Directorate Litter Wardens

Fine Category	Issued			
	Q1	Q2	Q3	Q4
LW detection via patrol or report Section 3(1)	21	15	9	9
CCTV Section 3(2) b				
Duties of Occupiers Section 6				
Mobile outlets Section 15				
Unauthorised Sign Section 19		1	1	1
TOTAL 2024	21	16	10	10
TOTAL 2023	27	19	29	8

2.4.6 Anti Litter Unit & Other Environmental Complaints By Type

Type	Q1	Q2	Q3	Q4	Total
Air	35	54	82	48	219
Noise	27	45	40	34	146
Waste	378	335	236	238	1187
Waste water	23	37	29	26	115
Water (to be categorised)	15	13	14	19	61
Water Quality	49	28	35	35	147
Total 2024	527	512	436	400	1875
Total 2023	528	431	368	352	1679

Environment/Climate Action/Emergency Services/Rural Broadband

2.4.7 Anti Litter Unit & Other Environmental Complaints by MDC

	Municipal District								Not Assigned MDC/ Not in Co.Cork
	Bandon - Kinsale	Carrigaline	Cobh	East Cork	Fermoy	Macroom	Mallow-Kanturk	West Cork	
Q1	60	60	47	61	46	49	91	85	28
Q2	43	59	71	50	47	39	105	74	24
Q3	37	57	41	46	48	52	74	67	14
Q4	46	44	34	47	39	29	86	47	28
2024 Totals	186	220	193	204	180	169	356	273	94
2023 Totals	173	212	149	220	144	196	256	267	62

Anti-Litter Unit Statistics	Q1	Q2	Q3	Q4	Total 2024	Total 2023
Fly-tipping Complaint Investigations	271	302	165	153	738	960
Fly-tipping Cleanup Jobs	307	222	136	77	665	793
Fly-Tipping Units on Litter duty (Days)	35	33	25	21	93	106
Waste Collected (Tonnes)	48.10	72.40	32.30	17.60	152.80	147.90

Environment/Climate Action/Emergency Services/Rural Broadband

2.4.8 Total Prosecutions (under WMA 1997)

	Municipal District							
Q4	Fermoy	Kanturk /Mallow	Carrigaline	Macroom	Cobh	East Cork	Bandon/ Kinsale	West Cork
COMPLETE						2		
PENDING	1	1	1		2	2		2
TOTAL	1	1	1		2	4		2

2.5 Veterinary & Food Safety

2.5.1 Number of Dog Licences issued

Licence Type	Carrigaline	Macroom	Cobh	East Cork	Kanturk Mallow	Fermoy	West Cork	Bandon Kinsale	Total No. Issued as at 31/12/2024		Total 2024	Total 2023
Ordinary Dog Licenses	2836	2969	2755	3666	4362	2942	4228	3006	26,764		26,764	27,976
									<i>An Post</i> 18,091	<i>Online:</i> 8673		
General Dog Licences	7	16	1	13	17	13	9	12	88		88	87
									<i>An Post</i> n/a	<i>CCC Office:</i> 88		
Life Time Licences	94	112	76	100	131	50	143	119	825		825	838
									<i>An Post</i> 254	<i>Online:</i> 571		

Total Number of Stray Dogs Entering Pound /Surrendered /Seized for period: 1st Jan 2024 – 31st December 2024 : 185

Total No. Rehomed / Reclaimed: 149 . Total No. Euthanised: 35 Total No. .Natural Causes: 1

Please note not all returns are in yet for this Qtr .

Environment/Climate Action/Emergency Services/Rural Broadband

2.5.2 Number of Lifetime Dog Licenses Purchased over past 10 years

Year	2013	2014	2015	2016	2017	2018	2019	2020	2021	2022	2023	Total
No. of Lifetime Dog Licenses	14	7	18	24	129	305	545	655	825	855	838	4215

No. of Dog Fines Issued

Licence Type	Carrigaline	Macroom	Cobh	East Cork	Kanturk Mallow	Fermoy	West Cork	Bandon Kinsale	Total No. Issued as @ 31/12/2024	Total 2023
Fines Issued	10	35	10	36	49	36	15	42	233	257
Section 16(1) notices issued	119	125	115	155	183	124	177	130	1128	1168
Prosecutions issued	0	5	3	11	45	10	3	1	78	76

2.5.4 No. of Registered Dog Breeding Establishments

Type of DBE	Carrigaline	Macroom	Cobh	East Cork	Kanturk Mallow	Fermoy	West Cork	Bandon Kinsale	Total No. of Registered Establishments as at 31/12/24	Total 2023
Commercial Dog Breeders	0	0	0	0	2	0	2	2	6	9
Hunt/Harrier	1	3	0	1	3	5	0	3	16	19
Boarding Kennels	0	1	0	0	2	1	2	0	6	6
Charities	0	0	0	0	0	0	0	0	0	0
Total No. Establishments.	1	4	0	1	7	6	4	5	28	34

Environment/Climate Action/Emergency Services/Rural Broadband

2.5.5 Approved/Registered Food Premises

Type of premises	Cork City	Carrigaline	Macroom	Cobh	East Cork	Kanturk Mallow	Fermoy	West Cork	Bandon Kinsale	Total 31/12/24	Total Year End 2023
Slaughter houses (Active)	2	0	0	0	3	1	5	9	1	21	21
Slaughter houses (Inactive)	0	0	0	0	0	2	1	3	1	7	7
Meat Manf. Premises	14	1	4	1	0	1	3	3	0	27	28
Reg'd Premises	0	0	2	2	2	2	1	1	0	10	10
Totals	16	1	6	3	5	6	10	16	2	65	66

2.5.6 Control of Horses

Category	Carrigaline	Macroom	Cobh	East Cork	Kanturk Mallow	Fermoy	West Cork	Bandon Kinsale	Total as @ 31/12/24	Total 2023
Number of Stray Horses collected	0	0	5	5	18	2	1	2	33	41
Number Reclaimed	0	0	0	0	4	0	0	0	4	12
Number Rehomed (Rescues/Charities)	0	0	5	5	14	2	1	2	29	29
Number Euthanised at Pound	0	0	0	0	0	0	0	0	0	0
Number to Sanctuaries	0	0	0	0	0	0	0	0	0	0
No. at Pound 31/12/24	0	0	0	0	0	0	0	0	0	0
No. Aborted Trips	0	0	0	0	7	0	0	1	8	4

*Note: Total recoupment payable by DAFM to LAs for horses for collection to disposal from 1st Jan, 2015 is €375 (Circular 2 2014 - reduction of €75).